

# ΦΡΟΥΤΟ ΣΑΝΑΤΑ



## RULES

### Contents

54 Cards, 10 Tokens, Rules

### Description

*Fast Flip is a high-speed game of recognition and reaction. Your objective is to be the first player to find the match between two cards.*

### Setup


*Shuffle the cards together and place them face down in a pile (so you cannot see the side with all the different fruits printed on it).*

### Game 1: Flip it!

*Fast Flip is played over a series of rounds. All players play simultaneously, racing to find a match.*


### Each round:

**1.** When all players are ready, flip the top card of the pile and place it face up next to the pile so that everyone can see the different fruits printed on it.

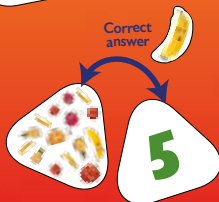


**2.** Quickly compare the new face up card with the card on top of the face down pile.

**a.** If the face down card shows a fruit, then you will race to determine how many times that fruit is printed on the face up card.



**b.** If the face down card shows a number, then you will race to find which fruit is printed that many times on the face up card.



**3.** *The first player to call out the correct answer scores the face up card as one point.*

**4.** *Get ready to start the next round.*

### **Important**

*If you call out the wrong answer,  
you may not participate until the next round.*

### **Game End**

*The game is over when there is only one card left  
in the deck. The player with the most cards scored wins the game!*

*The following games play the same as the game 1,  
with the following differences:*

### **Game 2: Token Grab**

*During set up, arrange the 10 tokens faceup in reach of all players. When you find the correct match, instead of calling out your answer, you must quickly grab the correct token. When you claim a token, it is kept faceup in front of you within reach of all players. Scored tokens can be scored by other players on future rounds (assuming it is the correct match for that round). When one player has 4 tokens in front of them, the game ends immediately with that player as the winner.*

*Note: for a shorter game, you may wish to play to 2 or 3 tokens instead of 4 to win.*

### **Game 3: Token Line**

*During set up, arrange the tokens in a row,  
in whatever order you wish.*

*These tokens will determine which match you are looking for each turn  
(the backs of cards no longer decide).*

*When a new card is flipped faceup, players will treat the left-most token as though it were on the back of the card (in the base game).*

*Whoever first calls out the correctly matching  
symbol or number scores the token as 1 point.*

*The player with the most tokens after all  
10 turns have been played, wins the game.*